



STEP-BY-STEP USER GUIDE

PET OWNERS

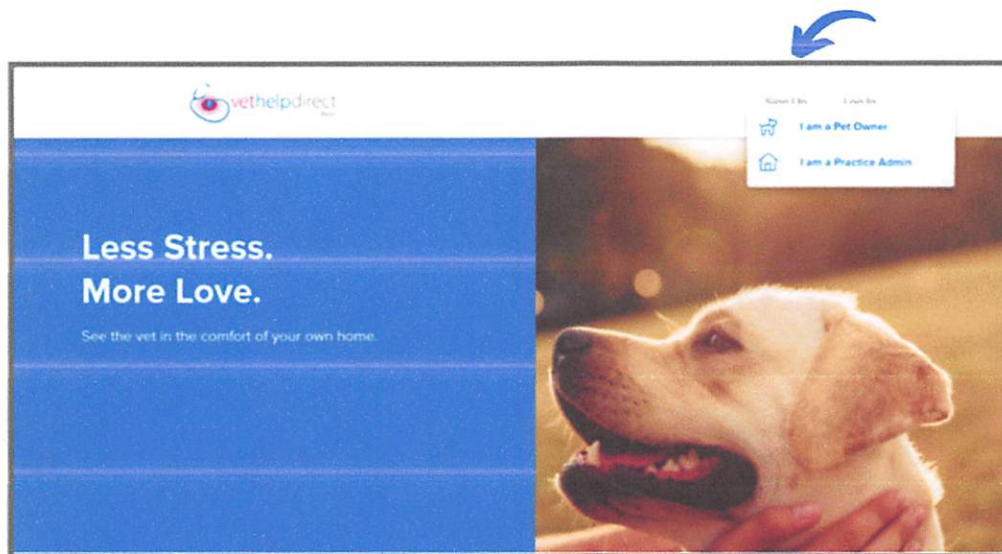


CONTENTS

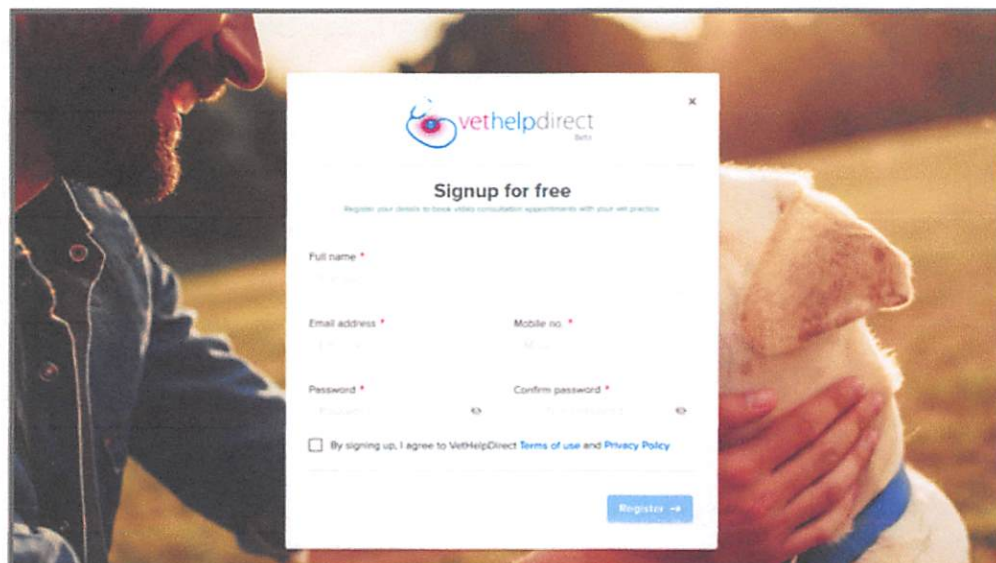
- 2 Registering on the platform
- 4 Profile set up
- 7 Book a standard appointment
- 11 Received an appointment invitation
- 14 Preparing for a video call
- 15 Making your video call

REGISTERING ON THE VIDEO PLATFORM

1. To register go to <https://vet-video-consultation.vethelpdirect.com/>
2. Click Sign up, then select 'I am a Pet Owner'

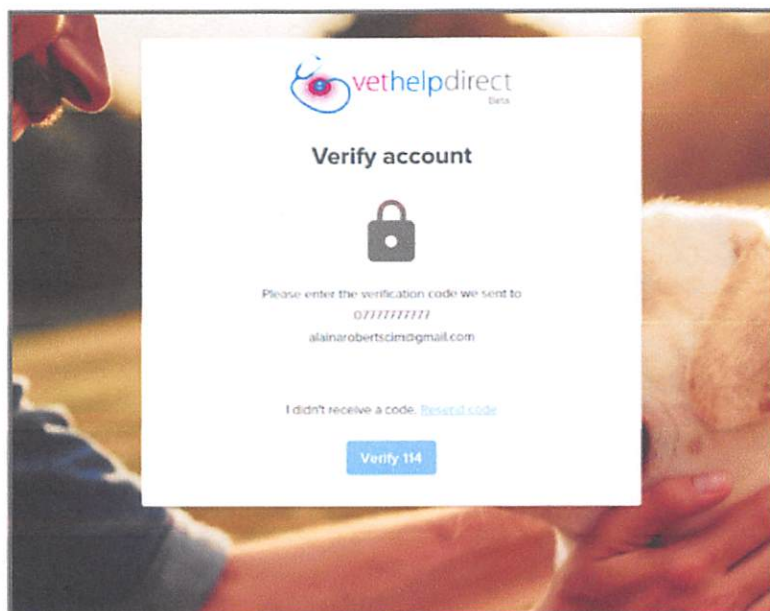


3. Complete the Registration form



Registering on the Video Platform cont.

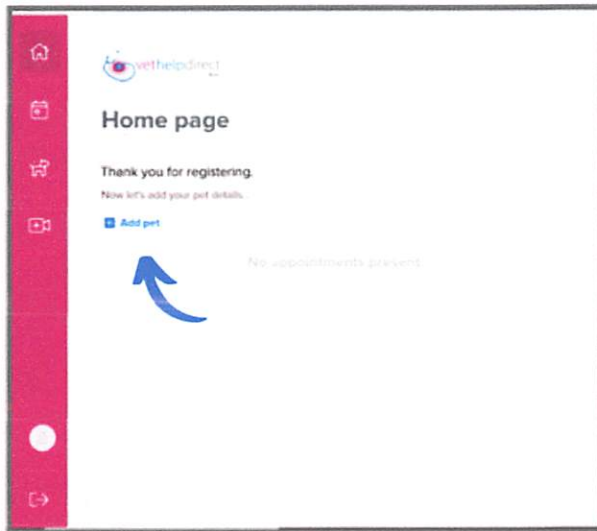
4. You will be sent a One Time Passcode by email (please check your email spam folder) and enter the code in the box to verify your account



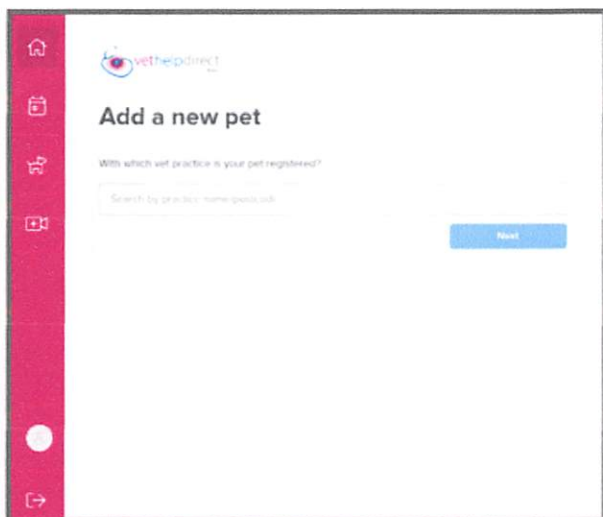
5. If you have checked your email spam folder and you still haven't received a code within a few minutes, you can click the Resend Code link to request another one.

PROFILE SET UP

1. The first time you log in you will be asked to add your pet's details
2. To start click +Add Pet



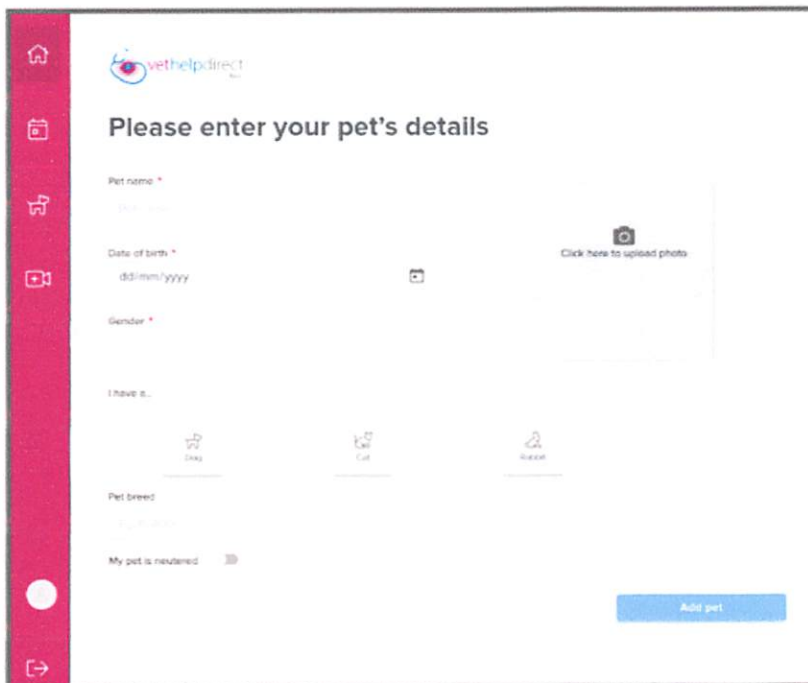
3. You need to add the vet practice that your pet is registered with. Start typing and it will auto suggest the practice name, click to select and click Next.



If you can't find your practice listed, they may not be registered with the VetHelpDirect Video Platform - please contact us on help@vethelpdirect.com

Profile set up cont.

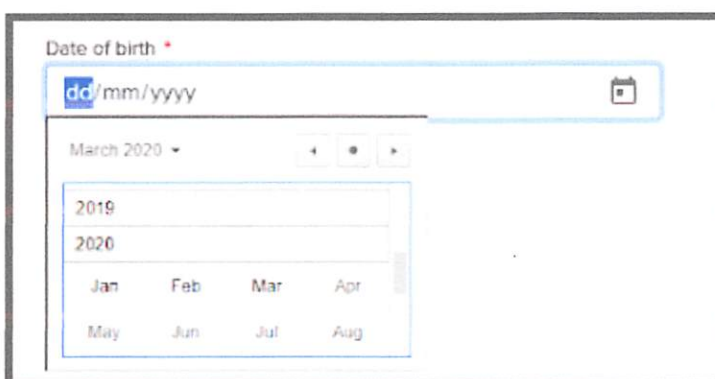
4. Once you have selected your Vet Practice, you will see your Pet Profile page. Complete the details as best as you can. You may wish to upload a photo, but you don't have to.



The screenshot shows the 'Please enter your pet's details' form on the vethelpdirect website. The form includes the following fields and options:

- Pet name ***: A text input field with a placeholder 'Name'.
- Date of birth ***: A date input field with a placeholder 'dd/mm/yyyy' and a calendar icon.
- Gender ***: A dropdown menu with a placeholder 'Gender'.
- I have a...**: A section with three radio button options: 'Dog', 'Cat', and 'Rept'.
- Pet breed**: A text input field with a placeholder 'Breed'.
- My pet is neutered**: A checkbox.
- Click here to upload photo**: A button with a camera icon.
- Add pet**: A blue button at the bottom right.

5. To add your pet's date of birth click on the calendar icon. Click on the year and scroll up to see previous years.

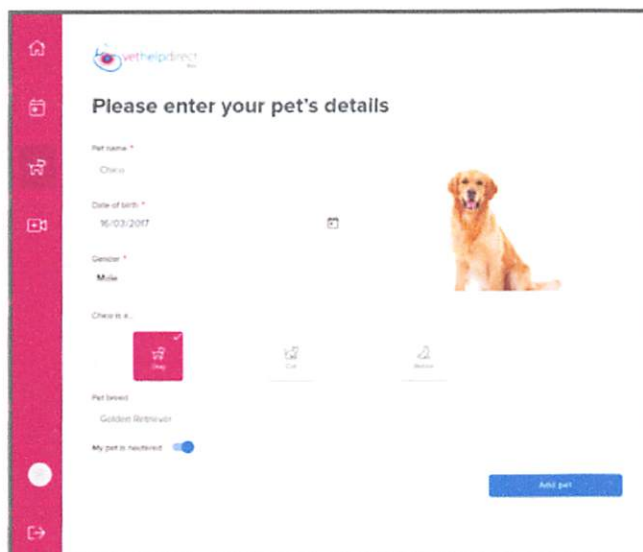


The screenshot shows the date selection calendar for the 'Date of birth' field. The calendar is open, showing the month of March 2020. The year 2020 is selected, and the calendar is displaying the months from January to August.

2019	2020		
Jan	Feb	Mar	Apr
May	Jun	Jul	Aug

Profile set up cont.

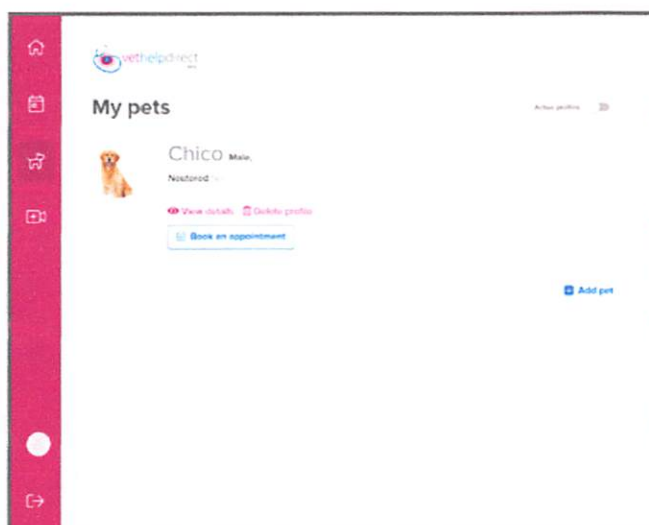
6. Once you have completed this section, like this:



The screenshot shows the 'Please enter your pet's details' form in the Vethelpdirect app. The form includes the following fields and options:

- Pet name:** Chico
- Date of birth:** 16/03/2017
- Gender:** Male
- Check it is:** A dropdown menu with 'Cat' and 'Dog' options.
- Pet breed:** Golden Retriever
- My pet is neutered:** A toggle switch that is currently turned on.
- Buttons:** 'Add pet' (blue), 'View details' (red), and 'Delete profile' (grey).

7. Your pets profile will appear under the Pets in the menu



8. Now you can either:

- Add more pets
- Click 'View details' to edit or hide your Pet's profile
- Delete the profile
- Book an appointment

RECEIVED AN APPOINTMENT INVITATION

Your vet might want to send you a specific appointment by invitation.

The vet will set the cost and duration of that appointment.

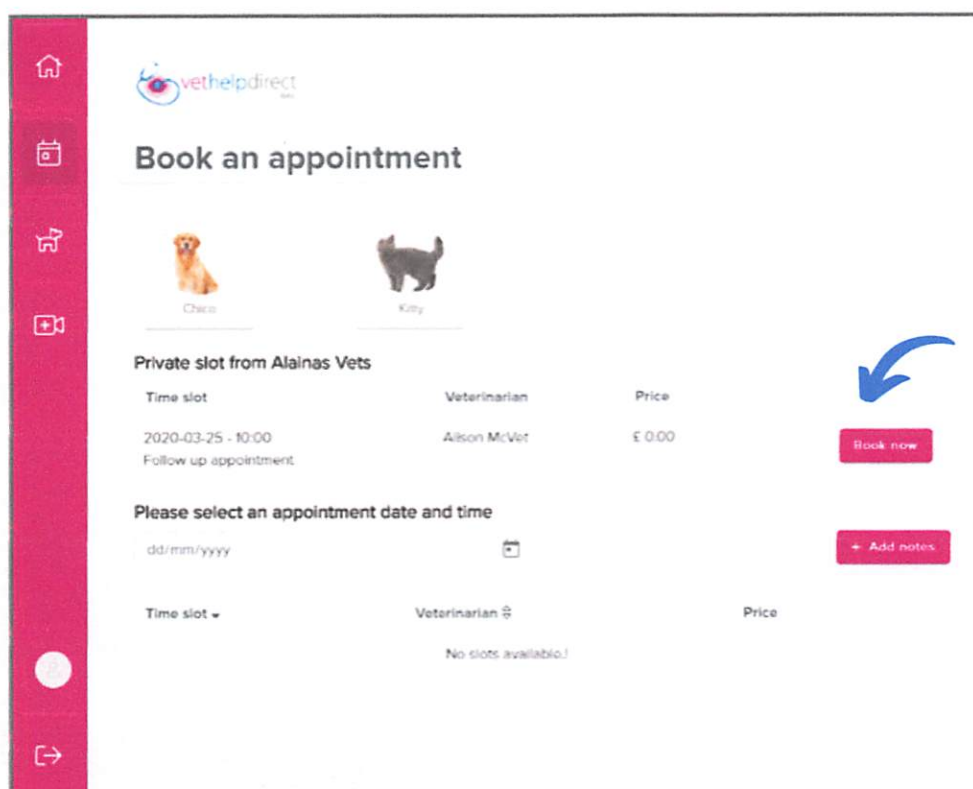
You will receive an email to let you know you have an appointment that needs to be confirmed.

Your vet practice will let you know that they will be sending you an appointment invitation. Please check your email spam folder in case it has been filtered.

Not Registered Yet? - Follow Steps on Page 2

Already Registered?

1. Click the link in the email to confirm your appointment
2. This will take you to the platform
3. Log in as usual and it will take you to the Book an Appointment page. Here you will see your Private appointment slot



THE UNIVERSITY OF CHICAGO

PHYSICS DEPARTMENT

PHYSICS 311

LECTURE 10

PROBABILITY AND STATISTICS

LECTURE 10

PROBABILITY AND STATISTICS

LECTURE 10

PROBABILITY AND STATISTICS

LECTURE 10

PROBABILITY AND STATISTICS

LECTURE 10

PROBABILITY AND STATISTICS

LECTURE 10

PROBABILITY AND STATISTICS

LECTURE 10

PROBABILITY AND STATISTICS

LECTURE 10

PROBABILITY AND STATISTICS

LECTURE 10

PROBABILITY AND STATISTICS

LECTURE 10